










Year 2's Homework Menu - Spring 1st Half Term

<p style="text-align: center;">English</p> <p>Describe your favourite pet. Find out some interesting facts and information to share with your friends. You might want to draw or paint a picture of the animal or make a model. You could video yourself explaining about your animal or write some information into your book.</p> <div style="text-align: right;">  </div>	<p style="text-align: center;">Maths</p> <p>On a walk or in the garden, ask children to collect objects that they can use to make a pattern. All members of the family can do the same.</p> <ul style="list-style-type: none"> • Make some repeating patterns. • Describe the patterns: "My pattern goes stick, pebble, cone, stick, pebble, cone..." • Talk about the repeating part and how many times it repeats. For example: "There are four lots of stick, pebble, cone." • Compare this with other patterns made. <p>Challenge children to make different repeating patterns and describe them.</p>	<p style="text-align: center;">Science</p> <p>In science, we will be exploring different materials.</p> <p>Collect cups made from different materials (a paper cup, a ceramic mug, a flask etc.)</p> <p>Which is best at keeping warm water warm? Why do you think this is?</p>
<p style="text-align: center;">Maths</p> <p>An array is an arrangement of objects into equal rows. This array shows two rows of three ice-lollies.</p> <div style="text-align: right;">  $3 + 3 = 6$ </div> <p>Here are some mystery arrays. Can your child work out what the array is of?</p> <div style="display: flex; justify-content: space-around; align-items: center;">    </div> <p>Go on an array hunt around your home and allow your child to take photos of some arrays such as egg boxes, muffin trays, chocolate boxes or tiles in the bathroom.</p> <p>Talk about how many rows there are and how many in each row. How many altogether?</p>	<p style="text-align: center;">RE</p> <p>In RE, we are learning about how Muslims pray lots of times each day.</p> <p>Think about your life - what do you do lots of times each day? How does this help you?</p> <p>For a week, take a few moments each day to sit quietly. How does it make you feel?</p>	<p style="text-align: center;">English</p> <div style="text-align: center;">  </div> <p>Enjoy having a play date with one of your friends. Then write about what you did! Where did you go? What games did you play?</p>
<p style="text-align: center;">Personal Development</p> <div style="text-align: center;">  </div> <p>Thinking about road safety. How should we keep safe when we are out and about? What clothing should you wear? What should you do before you go out? Stop, Look, Listen! Design a poster to remind people.</p>	<p style="text-align: center;">English</p> <div style="text-align: center;">  </div> <p>What is your favourite story? Write a review about your story - what is the best bit? Why is it your favourite? What happens? You could also draw a picture from the story.</p>	<p style="text-align: center;">Maths</p> <p>Ask children to help you serve food (which isn't hot). Cut the cake into ... equal pieces. How did you know that everyone has the same amount?</p> <div style="text-align: right;">  </div> <p>If I cut these two apples into quarters, how many pieces will I have? How many people could have half an apple?</p> <p>Ask child(ren) to pour the drink into three / four glasses so that everyone has the same amount. Talk about thirds / quarters of all of the drink. We each have a third / quarter of the drink. Three thirds / four quarters is all of the drink. Here is one third of all of the drink. How much was all of the drink?</p>

Or another similar task can be completed!