




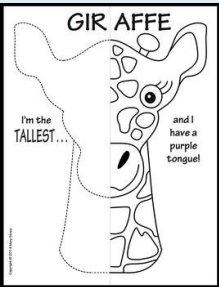
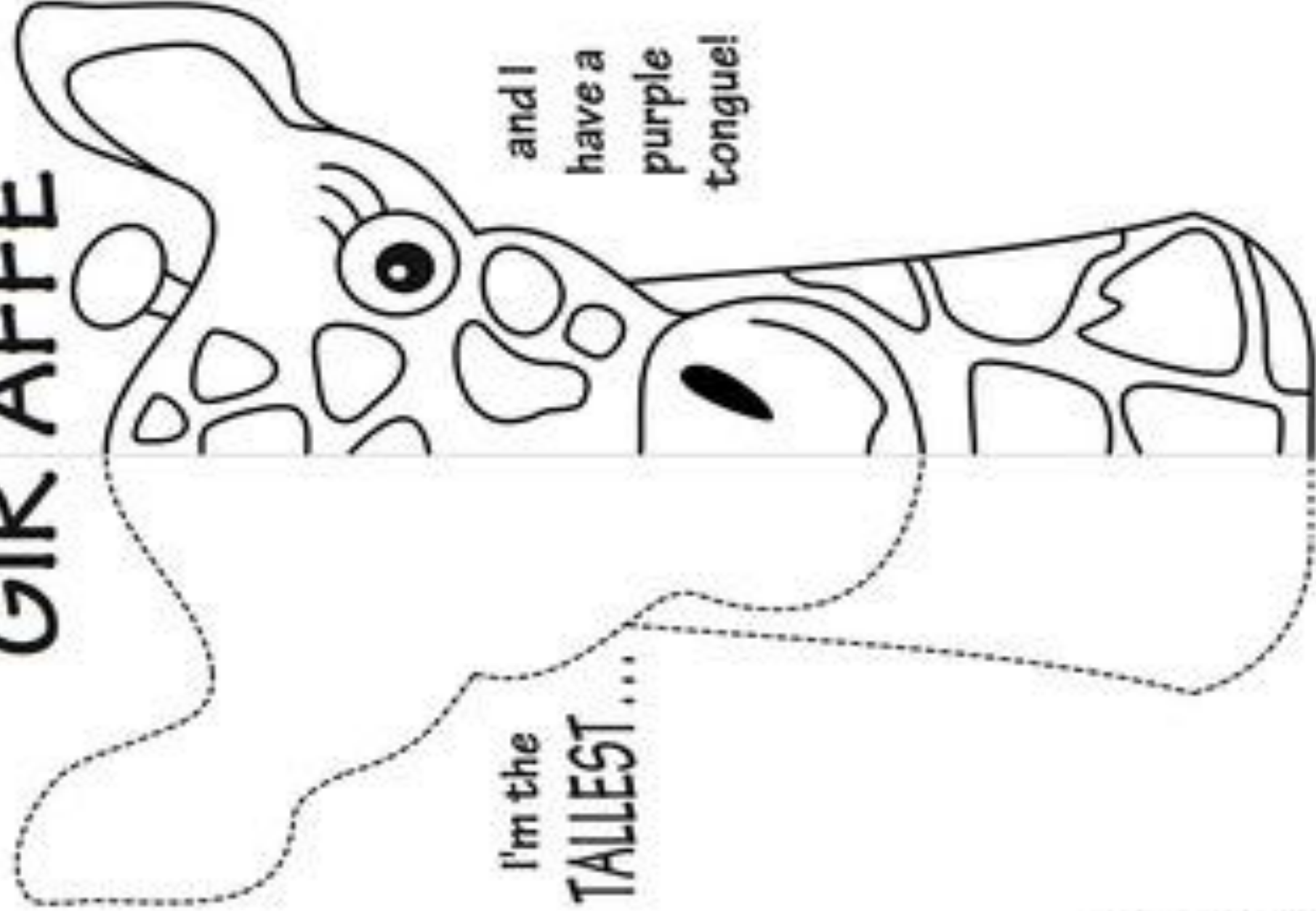


## Year R's Homework Menu - Summer 1st Half Term

 <p><b>Science Experiment</b> You will need a tall glass, vegetable oil, baby oil &amp; an ice cube. Pour the vegetable oil in first until the glass is half full. Then add some baby oil until the liquid is near the top. Add an ice cube straight from the freezer and watch what happens. Ask why does this happen?</p>	<p><b>Communication &amp; Language</b> Find a picture of a zoo animal on the internet or in a book. Talk about the animal with your child. Can you describe it - how many legs does it have, what colour is it, does it have a tail/horns/trunk, how do you think it would feel if you stroked it etc. Then ask you child to draw the animal and write a short sentence. It is very unlikely your child will spell the words correctly, but let them <b>listen</b> to the sounds in the words and have a go.</p>	<p><b>Physical Development</b> Have you ever tried yoga with your child? Meet Jamie, the yoga teacher, who will take you around the jungle to meet lots of different animals, whilst doing lots of different fun yoga poses. <a href="https://www.youtube.com/watch?v=C4CaROsyf1g">https://www.youtube.com/watch?v=C4CaROsyf1g</a></p> 
<p><b>Maths</b> We are starting to group numbers within 10 in preparation for adding. This game will be good practise! You need 12 small objects (pasta, paper clips etc), paper, pen and 2 dice. Throw the dice, put them onto the paper and place the corresponding number of objects next to the dice. Add the 2 groups together and write the whole number on the paper. Discuss with them that the 2 groups together make the whole number.</p>	<p><b>RE</b> This term, we are focusing on parables from different religions around the world. We discuss these stories and thinking about their moral meaning. Please watch this video 'The Emperor's New Clothes' <a href="https://www.youtube.com/watch?v=3azDCyrXHaM">https://www.youtube.com/watch?v=3azDCyrXHaM</a> See if your child can think what the story might teach us. Get them to draw a picture of the Emperor in his lovely clothes.</p> 	<p><b>Understanding the World</b> Learning to read is a vital part of children's early education. Look at this non-fiction e-book and slowly read the text together with your child, discussing the different animals. Let them take the lead if they are confident with sounding some of the sounds out. At the end, ask them which is their favourite animal and why. <a href="https://anyflip.com/yyzuv/tgyi/">https://anyflip.com/yyzuv/tgyi/</a></p> 
 <p><b>Personal Development</b> Can you make a den? Watch this video for some inspiration! <a href="https://www.youtube.com/watch?v=BS8WnsxMLqg">https://www.youtube.com/watch?v=BS8WnsxMLqg</a> Den building can be done in the garden, in the woods - or you can build a den under the kitchen table. Have a go and take a photo of your child with the den and post it on Evidence Me. Enjoy!</p>	<p><b>Art &amp; Design</b> Our topic this term is Zoo animals. We will be thinking about different animal patterns. Have a look at this picture of a giraffe (large picture supplied). Can your child draw the giraffe pattern on the other side? Have a go! Colour it in the right colours and then stick it in your homework book.</p> 	<p><b>Maths</b> We have been looking at the order of numbers so children gain a deeper understanding of the numbers to 10. Have a go at 'Helicopter Rescue' which practices finding a number in-between two other numbers. Follow the link and click on 'Find a number' and then click on 'In between'. Opt for the 1-10 option to start with, but if your child is confident, try the 1-20 option. <a href="https://www.topmarks.co.uk/learning-to-count/helicopter-rescue">https://www.topmarks.co.uk/learning-to-count/helicopter-rescue</a></p>

**PLEASE ENSURE YOUR CHILD COMPLETES THEIR HOMEWORK BY WEDNESDAY AND BRINGS THE BOOK INTO SCHOOL. THANK YOU.**

**GIR AFFE**



I'm the  
**TALLEST...**

and I  
have a  
purple  
tongue!

**PLEASE ENSURE YOUR CHILD COMPLETES THEIR HOMEWORK BY WEDNESDAY AND BRINGS THE BOOK INTO SCHOOL. THANK YOU.**